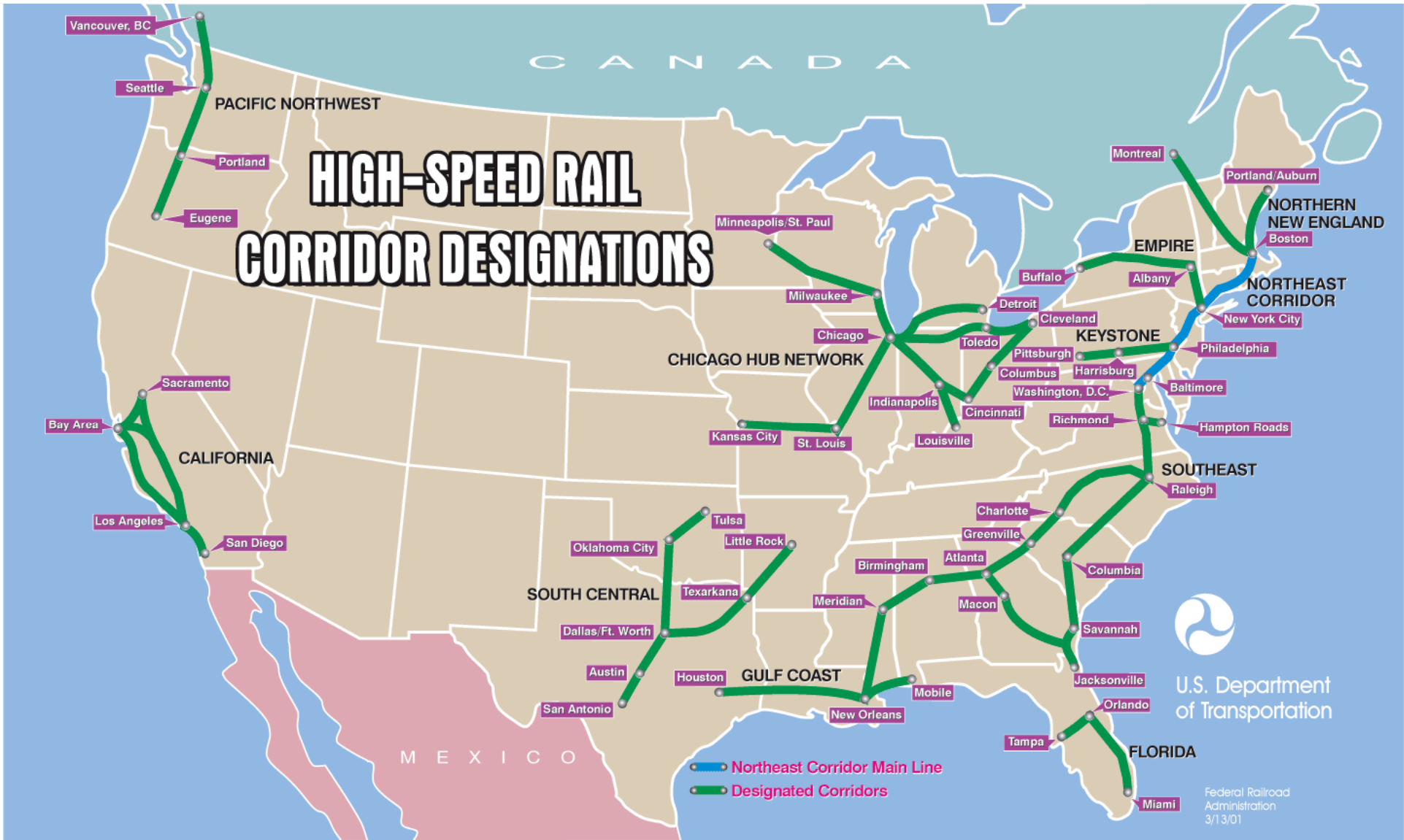
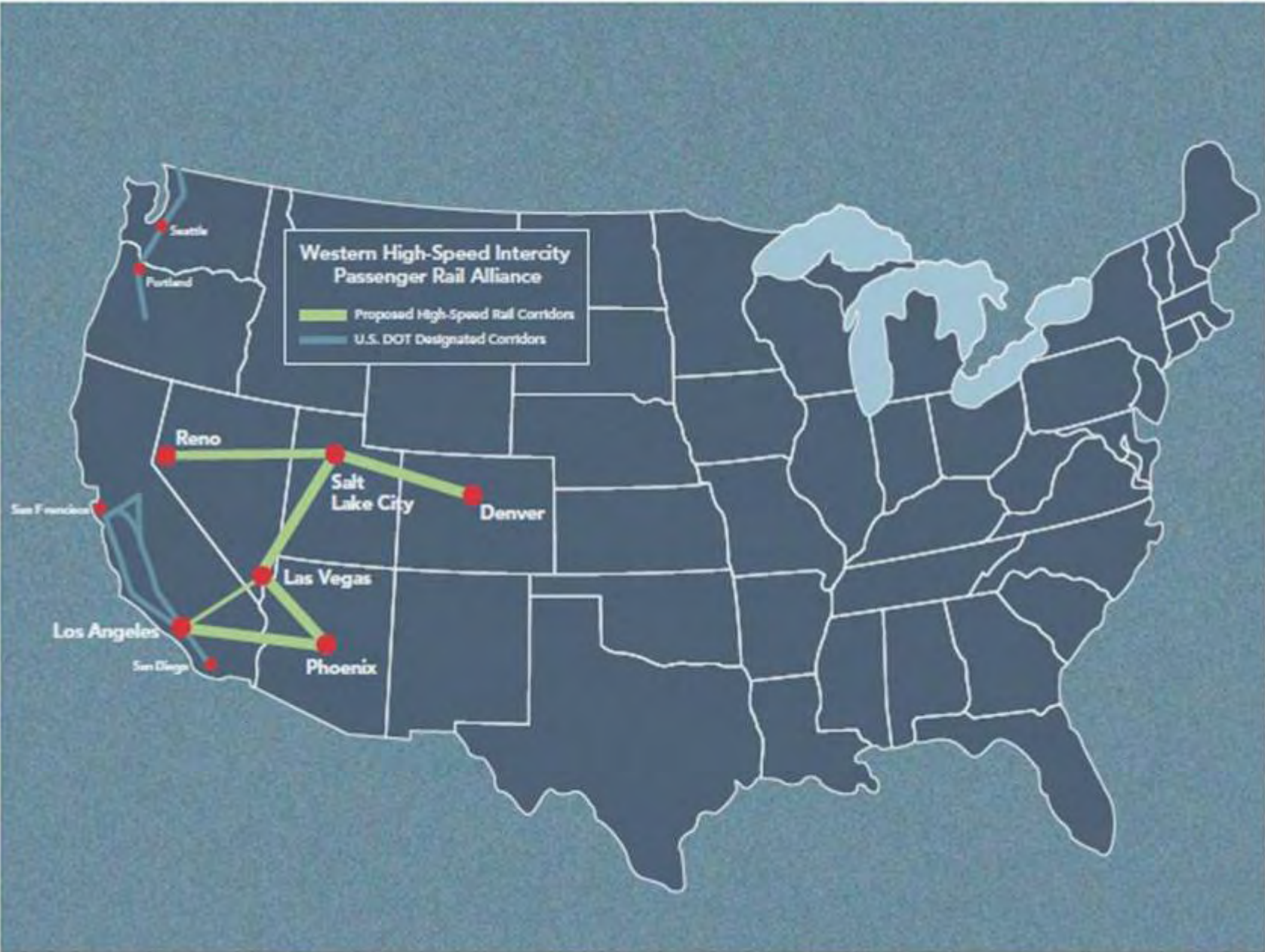


HIGH-SPEED RAIL CORRIDOR DESIGNATIONS



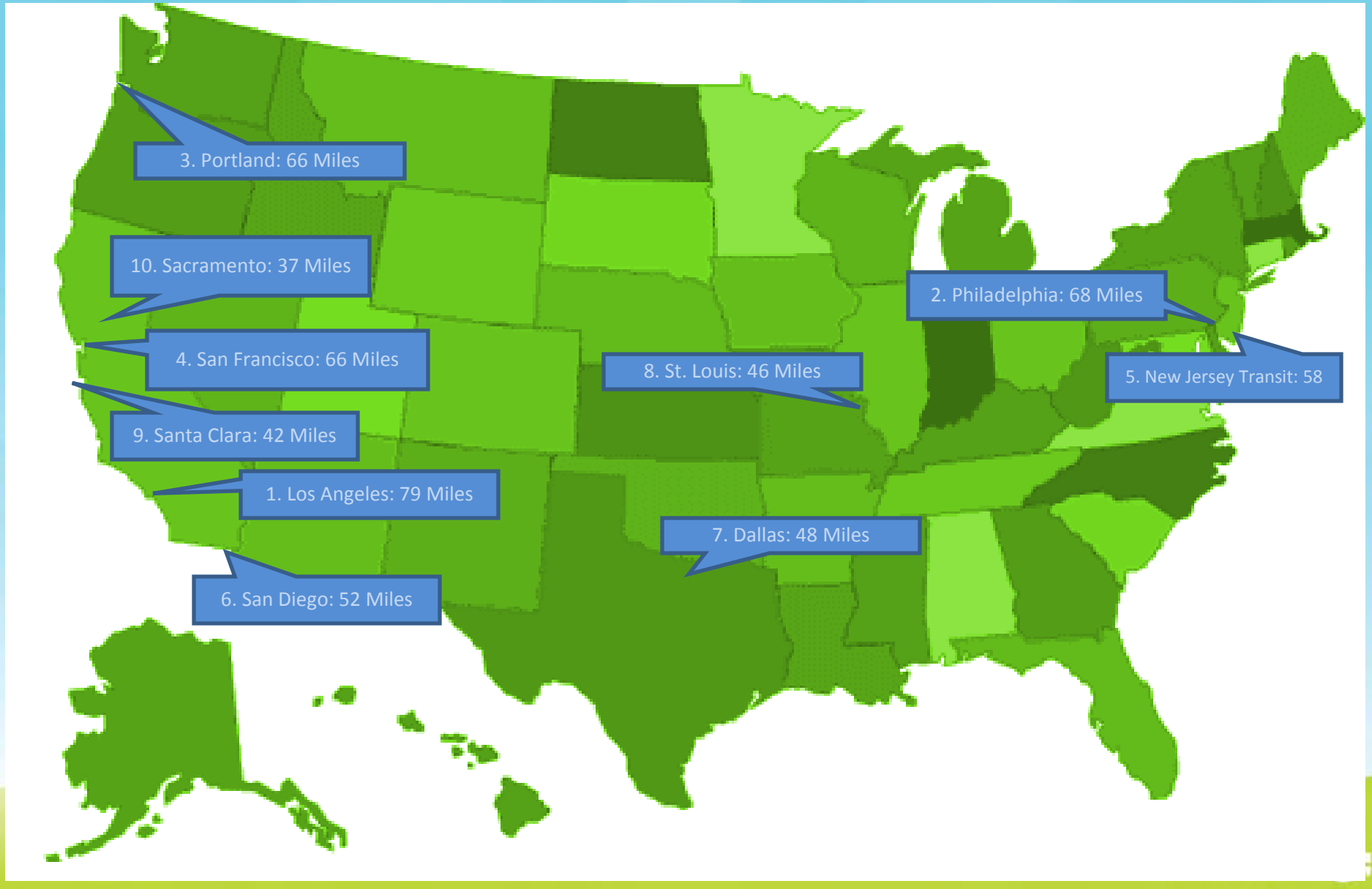


Western U.S. Investment in Transit (in billions)

City/Agency	Past 10 Years	Current	Next 10 Years	TOTAL
Denver	\$1.50	\$4.70	\$7.50	\$13.70
Portland	\$3.10	\$1.55	\$2.80	\$7.45
Phoenix	\$1.40	\$0.00	\$7.50	\$8.90
Houston	\$0.30	\$2.40	\$1.50	\$4.20
Atlanta	\$0.30	\$0.05	\$15.00	\$15.35
Las Vegas	\$0.85	\$0.90	\$0.25	\$2.00
Minneapolis	\$1.00	\$2.00	\$6.50	\$9.50
San Francisco	\$4.50	\$4.20	\$5.10	\$13.80
Dallas	\$2.00	\$3.60	\$2.50	\$8.10
Los Angeles	\$4.30	\$4.40	\$6.70	\$15.40
San Diego	\$2.00	\$0.00	\$4.00	\$6.00
Seattle	\$5.00	\$5.00	\$15.00	\$25.00
Albuquerque	\$0.42	\$0.00	\$0.03	\$0.45
Austin	\$0.40	\$0.00	\$0.60	\$1.00
Charlotte	\$0.46	\$1.90	\$3.00	\$5.36
TOTALS	\$27.53	\$30.70	\$77.98	\$136.21



Top 10 Light Rail Operators in U.S.



Top 10 Light Rail Under Construction

